

City Tech
Office of Sponsored Programs
Annual Report
FY 2013

Prepared by Patty Barba Gorkhover and Eleanor Bergonzo

City Tech Grants Results FY 2012

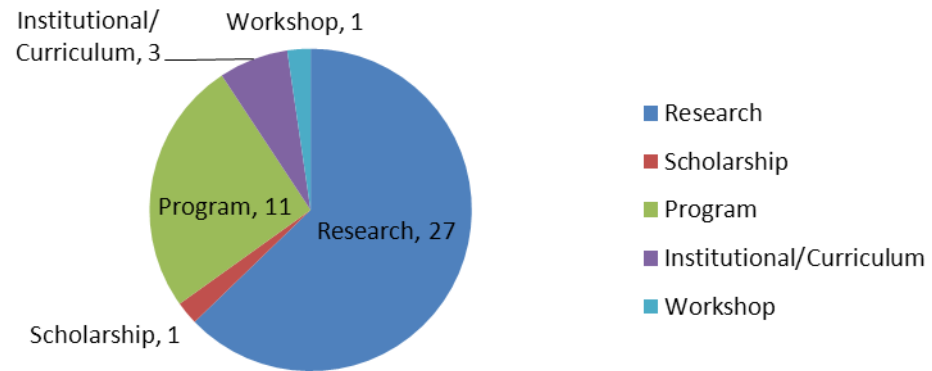
	Submitted	Awarded	Declined	% Awarded	FY 2011 % Awarded	Difference
Federal	26	4	22	15.4%	25.6%	-10.2%
City/State	6	5	1	83%	88.9%	5.9%
CUNY	12	1	11	8%	0%	8%
PSC- CUNY	62	41	21	66%	37.5%	28.5%
Private	3	2	1	66.6%	50%	16.6%
Total	109	53	56	48.6%	36.4%	12.2%

Received 17% of requested funds, \$3,256,966 received of \$20,193,803 submitted.

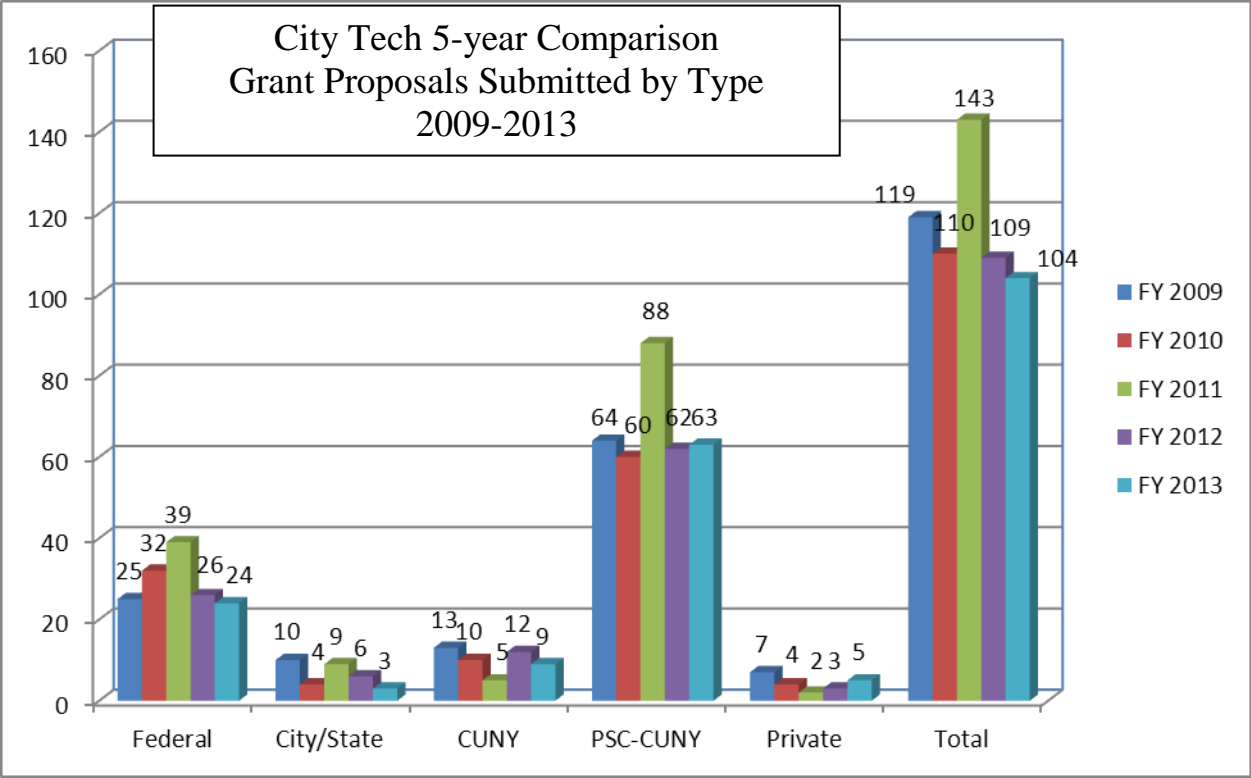
**City Tech Grant Proposal Submitted
FY 2013**

# of Proposals Submitted	Amount Requested
Federal Agencies – 26	Federal - \$11,288,861
City/State Agencies – 3	City/State - \$2,690,549
CUNY-9	CUNY - \$429,540
PSC-CUNY – 63	PSC-CUNY - \$257,481
Private Organizations – 5	Private - \$150,993
Total 106 proposals submitted	Total \$14,817,424

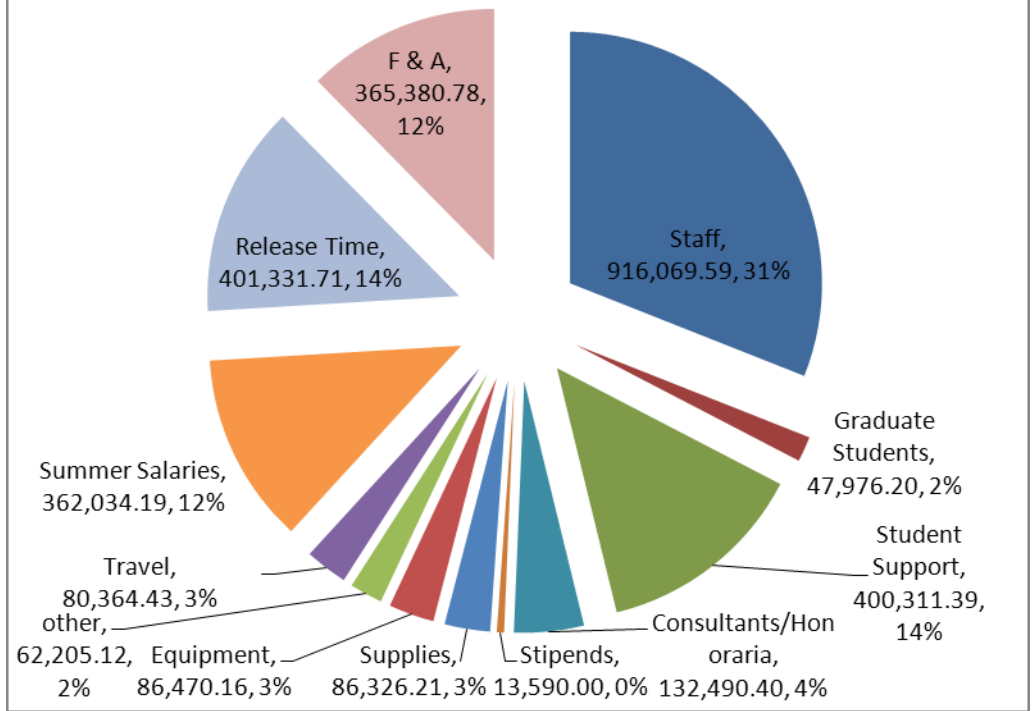
FY 2013 Number of Grants Submitted by Focus # submitted



Federal Funds Received FY 2013				
Sponsor	Title	PI	Start Date	Amount
NSF	Constraining Gravity Dual Models	Justin Vasquez-Portiz	10/1/2010	\$ 15,000
	REU: Research Experience for Undergraduates	Reginald Blake	5/3/2011	\$ 198,224
	Automated Computation	Giovanni Ossola	10/1/2011	\$ 22,500
	A Partnership Between Astronomers	Ari Maller	09/01/2012	\$ 10,097
	Infograms for Undergraduate Biology	Vasily Kolchenko	06/01/2013	\$ 156,668
			Subtotal	\$ 402,489
HRSA	ITNEP Initiative (CUNY)	Kathryn Richardson	7/1/2011	\$ 2,150
U.S. DOE	CCAMPIS Child Care Center	Wendy Woods	10/1/2011	\$ 210,621
	Title V A Living Lab Revitalizing General Education	Maura Smale	10/1/2011	\$ 623,542
			Subtotal	\$ 834,163
NEH	Comparative Perspectives Health, Healing and Illness	Barbara Grumet	1/1/2013	\$ 74,986
Office of Naval Research	New Approaches to Information Security	Delaram Kahrobaei	5/1/2012	\$ 150,411
NASA	Achieving Proficiency in Engineering	Gaffar Gailiani	9/1/2010	\$ 147,156
			Total Federal Funds	\$ 1,611,355



**Federal Grant Expenditures
FY 2013
July 1, 2012- May 31, 2013**



	Federal Awards Received 2009-2013				
	FY 2009	FY 2010	FY 2011	FY 2012	FY 2013
Number of Awards	8	12	12	19	11
Total Amount Received	\$ 1,339,383.00	\$ 2,222,194.00	\$ 2,705,178.00	\$ 3,901,092.00	\$1,611,355
	Average 12 federal awards				
	Average amount federal funds \$2,355,840				