

**City Tech
Grants Office
Annual Report
FY 2012**

Prepared by Eleanor Bergonzo and Patty Barba Gorkhover

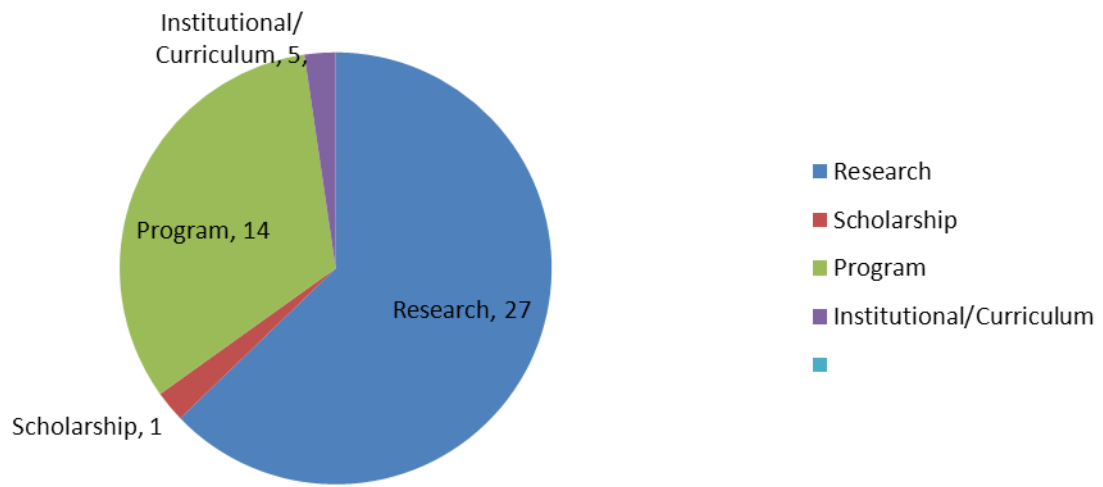
City Tech Grants Results FY 2011

	Submitted	Awarded	Declined	% Awarded	FY 2010 % Awarded	Difference
Federal	39	10	27	25.64%	20.00%	5.64%
City/State	9	8	1	88.89%	100.00%	-11.11%
CUNY	5	0	5	0%	10.00%	-10%
PSC- CUNY	88	33	55	37.50%	78.33%	-40.83%
Private	2	1	1	50.00%	25.00%	-25.00%
Total	143*	52	89	36.36%	54.63%	-18.27%
*Two grants pending as of 7/5/12						
Received 20.4% of requested funds, \$3,647,182 received of \$17,793,014 submitted.						

**City Tech Grant Proposal Submitted
FY 2012**

# of Proposals Submitted	Amount Requested
Federal Agencies – 26	Federal - \$13,024,923
City/State Agencies – 6	City/State - \$2,156,835
CUNY-12	CUNY - \$260,872
PSC-CUNY – 62	PSC-CUNY - \$259,981
Private Organizations – 3	Private - \$174,012
Total 109 proposals submitted	Total \$15,879,623

FY 2012 Number of Grant Proposals Submitted by Focus*

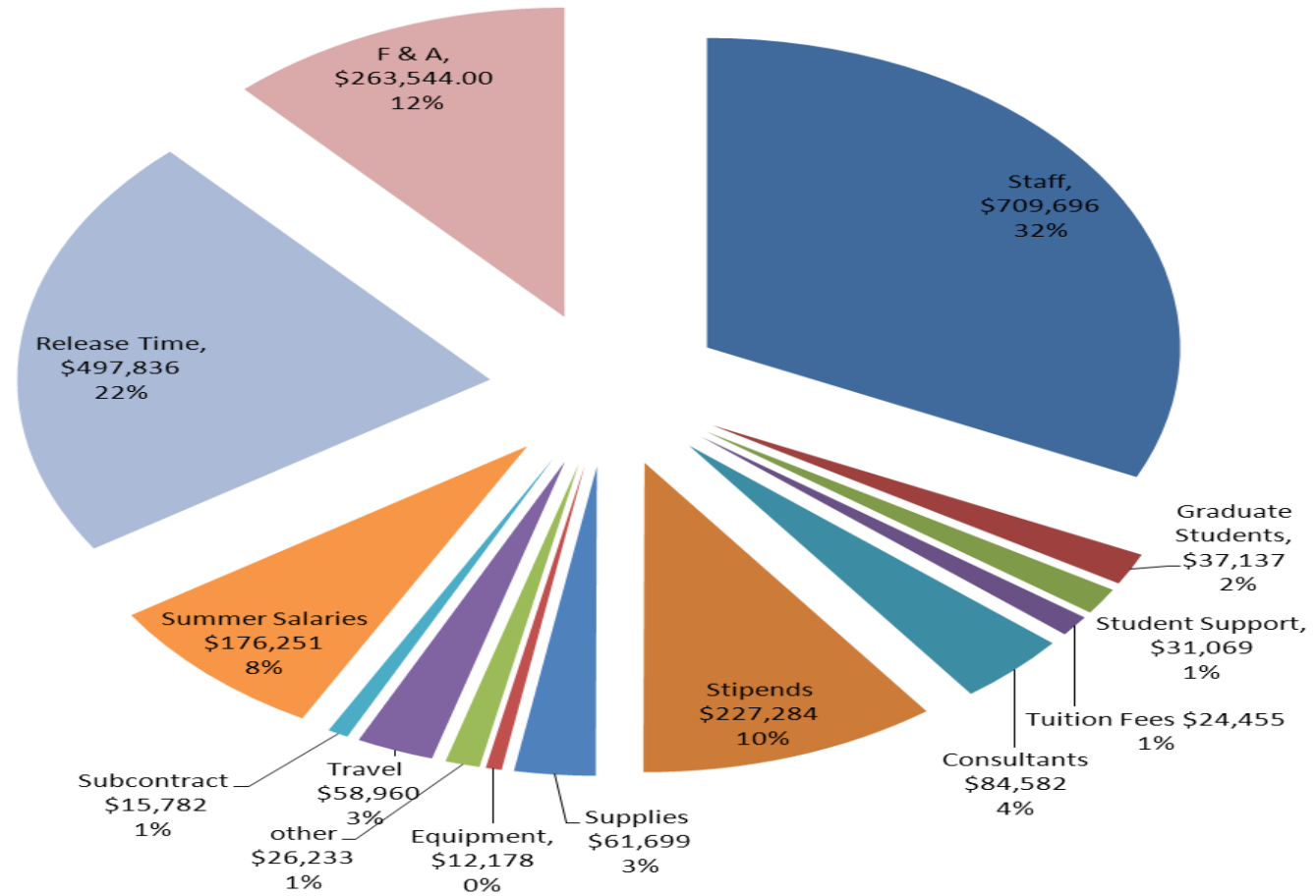


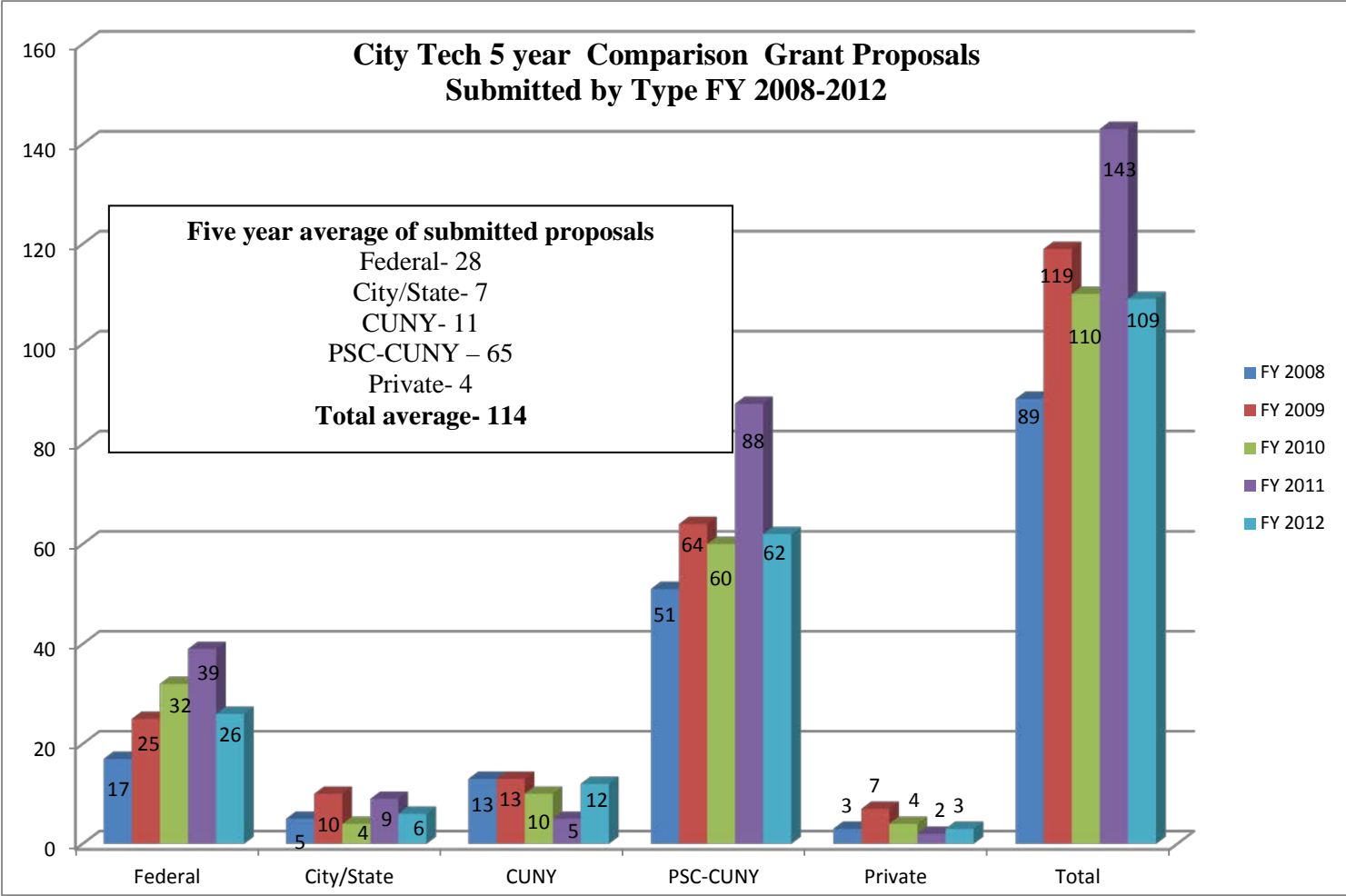
*Excludes PSC-CUNY

Federal Funds Received FY 2012				
Sponsor	Title	PI	Start Date	Amount
NSF				
	ATE: Fuse Lab	Shelley Smith	9/1/2011	\$ 877,222
	Constraining Gravity Dual Models	Justin Vasquez-Portiz	10/1/2010	\$ 15,000
	REU: Research Experience for Undergraduates	Reginald Blake	5/3/2011	\$ 197,560
	OEDG: Diversity in Geosciences	Reginald Blake	9/1/2011	\$ 186,194
	Top Quark Pair Production Beyond NLO	Andrea Ferroglia	9/1/2011	\$ 75,000
	IPA	Pamela Brown	8/25/2011	\$ 182,090
	Collaborative Program: Cyber security	Delaram Kahrobaei	9/15/2011	\$ 99,012
	Automated Computation	Giovanni Ossola	10/1/2011	\$ 37,500
	S-STEM: Engineering the Future	Sunghoon Jang	5/1/2012	\$ 599,792
	TUES:	David Smith	6/1/2012	\$ 199,820
			Subtotal	\$ 2,469,190
HRSA	Expanding RN-BS Enrollment	Carmel Dato	8/1/2009	\$ 153,117
	Scholarships Disadvantaged Students	Kathryn Richardson	7/1/2011	\$ 13,891
	ITNEP Initiative (CUNY)	Kathryn Richardson	7/1/2011	\$ 21,500
			Subtotal	\$ 188,508
U.S. DOE	CCAMPIS Child Care Center	Wendy Woods	10/1/2011	\$ 211,217
	Title V A Living Lab Revitalizing General Education	Maura Smale	10/1/2011	\$ 615,283

			Subtotal	\$ 826,500
Office of Naval Research	New Approaches to Information Security	Delaram Kahrobaei	5/1/2012	\$ 110,696
NEH	Along the Shore	Richard Hanley	10/1/2011	\$ 153,042
NASA	Achieving Proficiency in Engineering	Gaffar Gailiani	9/1/2010	\$ 149,156
	Computer Course Design	Delaram Kahrobaei	1/17/2012	\$ 4,000
			Subtotal	\$ 153,156
		Total Federal Funds		\$ 3,901,092

**Federal Grant Expenditures
FY 2012
July 1, 2011-May 31, 2012**





Federal Awards Received 2008-2012

	FY2008	FY2009	FY2010	FY2011	FY2012
Number of Awards	7	8	12	12	19
Total Amount Received	\$ 718,255.00	\$ 1,339,383.00	\$ 2,222,194.00	\$ 2,705,178.00	\$ 3,901,092.00

Average 11 federal awards

Average amount federal funds \$2,177,222

	Amount Received	# of awards
FY 2008	\$ 718,255.00	7
FY 2009	\$ 1,339,383.00	8
FY 2010	\$ 2,222,194.00	12
FY 2011	\$ 2,705,178.00	12
FY 2012	\$ 3,901,092.00	19